

**TORO**<sup>®</sup>

# GROUNDMASTER<sup>®</sup> CONTOUR PLUS<sup>™</sup> FAMILY

CONTOUR ROTARY MOWERS



**There's more than one way to lower costs  
and raise productivity.**



**GROUNDMASTER® 3500-D**





# MEET THE OVERACHIEVER.

Its performance is way bigger than its size. The Toro Groundsmaster 3500-D gives you the precision trimming you'd expect from a reel mower, with the easy maintenance of a rotary mower, making it a smart addition to any mowing fleet. Its full-time 3-wheel drive system senses slippage and shifts the power to at least two wheels at all times, maintaining traction under tough, wet conditions. Now areas that used to require two different machines can be maintained with one highly efficient Groundsmaster.



"The sidewinder action of the cutting heads lets the operators get areas that would normally have to be touched up with an extra piece of equipment or done by hand - saving labor costs in the long run."

— *Superintendent*  
*Pleasant Valley Country Club*  
*Little Rock, AR USA*



## » IT BOLDLY GOES WHERE NO OTHER RIDING MOWER CAN.

Talk about extending your reach. The patented Sidewinder cutting system on the Groundsmaster 3500-D slides the cutting units from side to side up to 24" (61 cm) to trim hard-to-reach turf. It also lets operators change tire tracking to reduce turf compaction in areas where the same patterns are mowed.

*The Groundsmaster 3500-D effortlessly trims around bunkers, trees, water hazards and anything else in its way.*

- Sidewinder® cutting system
- Three 27" (69 cm) Contour™ Plus free-floating cutting units with rear rollers
- 68" (173 cm) cutting swath
- 6.5" (16.5 cm) cutting unit overlap to eliminate streaking
- Series/Parallel™ 3-wheel drive traction system
- 24.8 hp (18.5 kW) Kubota® turbo-diesel engine



**GROUNDMASTER® 4300-D**





# ITS FIVE CONTOUR CUTTING UNITS LEAVE THE COMPETITION IN THE ROUGH.

Floating effortlessly over thick grass and rolling terrain, the new Toro Groundsmaster 4300-D with its lightweight design, gives you unsurpassed performance and value in a medium-sized rotary mower. With its unique CrossTrax® all-wheel drive system, a powerful 43.4 hp (32.4 kW) turbo-diesel engine and five 22" (55.9 cm) Contour™ Plus cutting units, it leaves the competition spinning their wheels.



## "THE PERFECT SIZE"

Why did Cassique on Kiawah Island choose the new Groundsmaster 4300-D? Just reading the spec sheet and taking a quick test drive on the prototype was enough to convince Club Superintendent Randall Glover that the Groundsmaster 4300-D, with its smaller 22" cutting units, would be the perfect size to mow Cassique's hilly rough with thousands of sharp undulations. According to Glover, "The 4300-D has to be the most versatile mower out there, which is really important to us."

— Club Superintendent  
Cassique Golf Club  
Johns Island, SC USA



## » STEEP SLOPES. WET GRASS. ROLLING TERRAIN. BRING IT ON.

You've never seen traction like this. The new CrossTrax® all-wheel drive system automatically senses when one of the front tires begins to slip, and instantly transfers power from the front to the opposite rear wheel. The Groundsmaster 4300-D turns mountains into molehills, zooming easily up slippery, steep slopes.



- Five 22" (56 cm) Contour™ Plus rotary cutting units for virtually no scalping
- Full-length striping rear rollers
- 7.5' (229 cm) width of cut
- 5" (12.7 cm) cutting unit overlap to eliminate streaking
- Air Ride seat suspension (optional)
- Integrated ControlHub™ with fingertip electronic controls
- 43.4 hp (32.4 kW) Yanmar® turbo-diesel engine
- CrossTrax® all-wheel drive system



**GRINDSMAS<sup>®</sup> 4500-D**





# BIG ON POWER, PRECISION AND PERFORMANCE.

It's the best of both worlds: a larger than life rotary mower that devours acres of rough one moment, and the next is an ultra-precise cutting machine. The Toro Groundsmaster 4500-D with the Smart Power feature does it all with more torque and power than any mower in its class. With full-time, bi-directional 4-wheel drive and individual wheel brakes, the Groundsmaster 4500-D delivers the kind of superior handling and control that keeps your operators moving at peak performance.



## ENGINEERED TO NEVER LOSE ITS COOL.

Here's the coolest advancement in our relentless drive to end downtime. When things start to heat up under the hood, our exclusive SmartCool™ system briefly reverses the cooling fan and blasts chaff and debris from the air intake screens. The result is nonstop productivity. What more could you ask for?



### » SMARTPOWER.

This feature allows an inexperienced operator to be more-productive than a seasoned veteran, preventing the machine from bogging down in heavy cutting conditions and keeps the blade speed at optimum cutting speed in any condition by automatically slowing down the traction unit ground speed to give more power to the blades.

- Five 27" (68.6 cm) Contour™ Plus rotary cutting units for virtually no scalping
- Full-length striping rear rollers
- 9' (277 cm) width of cut
- 6.5" (16.5 cm) cutting unit overlap to eliminate streaking
- SmartCool™ system with auto-reversing cooling fan
- SmartPower for optimized mowing in all conditions
- 4-Way Adjustable Seat and Air Ride Suspension
- Integrated ControlHub™ with fingertip electronic controls
- 55 hp (41.1 kW) Yanmar® turbo-diesel engine
- Full-time, bi-directional 4WD
- Reliable planetary gear wheel drive system



**GROUNDSMASTER® 4700-D**





# MASTER OF THE UNIVERSE.

Is wider better? That's like asking if more productivity is better. The Groundsmaster 4700-D with the Smart Power feature answers with a resounding yes, in the form of an awe-inspiring 12.5' (381 cm) width of cut, powered by a 55 hp (41.1 kW) turbo-diesel Yanmar® engine that lets you mow up to 8.9 acres per hour (3.6 ha/hr). Add in seven floating Contour™ Plus cutting units, full-time bi-directional 4-wheel drive and the innovative Smart Cool™ system, and you have productivity and performance no other mower can touch.



## "A REAL WORKHORSE."

With nearly 1,000 acres of turf to maintain, including around 70 softball diamonds and 45 soccer fields, the city of Eagan, Minnesota needs a mower that can devour thick, long grass from sunrise to sunset, day after day. The Groundsmaster 4700-D, with its seven Contour Plus cutting units, does that and more. Mowing 8.9 acres per hour, the Groundsmaster 4700-D is the workhorse Eagan counts on to look great all summer long.

— *City of Eagan, Minnesota*



## » MISSION CONTROL.

Want to raise operator productivity? Put your operators in control of their own comfort. Start with a Toro Air Ride seat and armrests that adjust for individual preferences, a steering tower that quickly tilts for optimum fit, and electronic controls that are easy to access from the seat arm. Throw in plenty of storage space behind the seat, and your operators will be ready to go the distance.





- Seven 27" (69 cm) Contour™ Plus rotary cutting units for virtually no scalping
- Full-length striping rear rollers
- 12.5' (381 cm) width of cut
- 6.5" (16.5 cm) cutting unit overlap to eliminate streaking
- SmartCool™ system with auto-reversing cooling fan
- SmartPower for optimized mowing in all conditions

- 4-Way Adjustable Seat and Air Ride Suspension
- Integrated ControlHub™ with fingertip electronic controls
- 55 hp (41.1 kW) Yanmar® turbo-diesel engine
- Full-time, bi-directional 4WD
- Reliable planetary gear wheel drive system



# THE GROUNDSMASTER® CONTOUR™ PLUS FAMILY. BECAUSE ONE SIZE DOESN'T FIT ALL YOUR MOWING NEEDS.

Since 1973, Toro Groundskeeper mowers have been proven on more of the world's top golf courses, delivering consistent, clean cuts and breathtaking roughs. But we're not satisfied. That's why the new Groundskeeper models are engineered with innovations like Sidewinder® cutting units for precise trimming, CrossTrax® all-wheel drive for superior traction, and SmartCool™ for unsurpassed cooling performance. No matter which Groundskeeper you choose, you'll get the legendary performance that makes this an unbeatable foursome.





## SPECIFICATIONS

GROUNDMASTER CONTOUR PLUS FAMILY				
MODEL	3500-D	4300-D	4500-D	4700-D
ENGINE RATING: NET	Kubota® Diesel 24.8 hp (18.5 kW) @ 2800 rpm	Yanmar® Diesel 43.4 hp (32.4 kW) @ 3000 rpm	Yanmar® Diesel 55 hp (41.1 kW) @ 2700 rpm	Yanmar® Diesel 55 hp (41.1 kW) @ 2700 rpm
SMART POWER	no	yes	yes	yes
CUTTING DECKS	Three Contour™ Plus 27" (69 cm) Decks w/Sidewinder Feature	Five Contour™ Plus 22" (56 cm) Decks	Five Contour™ Plus 27" (69 cm) Decks	Seven Contour™ Plus 27" (69 cm) Decks
AUTO REVERSING COOLING FAN	NA	NA	SmartCool™	SmartCool™
FUEL CAPACITY	11 gal (42 L)	14 gal (53 L)	22 gal (83 L)	22 gal (83 L)
MOW SPEED	0-6 mph (0-10 km/h)	0-7 mph (0-11.3 km/h)	0-7 mph (0-11.3 km/h)	0-7 mph (0-11.3 km/h)
TRANSPORT SPEED	0-9 mph (0-14 km/h)	0-10 mph (0-16.7 km/h)	0-13 mph (0-21 km/h)	0-13 mph (0-21 km/h)
MOWING CAPACITY	3.5 acres per hour (1.4 ha/h) @ 6 mph (10 km/h)	5.4 acres per hour (2.2 ha/h) @ 7 mph (11.3 km/h)	6.5 acres per hour (2.6 ha/h) @ 7 mph (11.3 km/h)	8.9 acres per hour (3.6 ha/h) @ 7 mph (11.3 km/h)
TOTAL WIDTH OF CUT	68" (173 cm)	90" (229 cm)	109" (277 cm)	150" (381 cm)
TRACTION UNIT DRIVE SYSTEM	Series Parallel Hydrostatic, Closed Loop	Series Parallel Hydrostatic, Closed Loop	Hydrostatic, Closed Loop	Hydrostatic, Closed Loop
FOUR/ALL WHEEL DRIVE SYSTEM	3WD	Cross Trax® AWD	Full Time 4WD Bi-Directional	Full Time 4WD Bi-Directional
OVERALL WEIGHT*	2200 lbs. (998 kg)	3205 lbs. (1454 kg)	4400 lbs. (1995 kg)	4950 lbs. (2245 kg)

For complete specifications, visit [toro.com/groundmaster](http://toro.com/groundmaster). Specifications subject to change. \*With full fluids.

# LEARN MORE

FIND COMPLETE SPECIFICATIONS, PRODUCT VIDEO AND MUCH MORE AT

**TORO.COM**

## KEY ACCESSORIES



### » THE RIGHT BLADE FOR THE RIGHT JOB.

- Combo: Any condition
- Angle Sail: Thick grass & heavy mowing
- Atomic: High performance mulching
- High Lift: Higher HOC & better dispersion



### » 3500-D ACCESSORIES

- Work light kit
- Canvas sunshade
- High lift blade
- Combination blade
- Angle sail blade
- Atomic® mulching blade
- Leaf mulching kit
- Sectional rear roller

[TORO.COM/GM3500](http://TORO.COM/GM3500)



### » 4300-D ACCESSORIES

- Air ride seat suspension
- Sunshade
- Overhead operator fan
- Atomic® mulching blade
- High lift blade
- Combination blade
- Angle sail blade
- Leaf mulching kit
- Sectional rear roller

[TORO.COM/GM4300](http://TORO.COM/GM4300)



### » 4500-D ACCESSORIES

- Sunshade
- Angle sail blade
- Atomic® mulching blade
- Combination blade
- High lift blade
- Leaf mulching kit
- Sectional rear roller

[TORO.COM/GM4500](http://TORO.COM/GM4500)



### » 4700-D ACCESSORIES

- Sunshade
- Angle sail blade
- Atomic® mulching blade
- Combination blade
- High lift blade
- Leaf mulching kit
- Sectional rear roller

[TORO.COM/GM4700](http://TORO.COM/GM4700)





**Count on it.**

**LEARN MORE**

CONTACT US AT: **800-803-8676**  
OR VISIT US AT: **toro.com**

FOLLOW US!



[facebook.com/toro](https://facebook.com/toro)  
[twitter.com/TheToroCompany](https://twitter.com/TheToroCompany)  
[twitter.com/ToroGolf](https://twitter.com/ToroGolf)  
[youtube.com/toro](https://youtube.com/toro)  
[linkedin.com/company/the-toro-company](https://linkedin.com/company/the-toro-company)

©2016 The Toro Company, Bloomington, MN 55420  
All rights reserved. Printed in the USA.  
Part Number 16-040-T

*Products depicted in this literature are for demonstration purposes only. Actual products offered for sale may vary in use, design, required attachments and safety features. We reserve the right to improve our products and make changes in specifications, design and standard equipment without notice and without incurring obligation. See your distributor for details on all our warranties.*

